A vibrant, stylized illustration of a diverse group of people, all wearing white face masks. The individuals are depicted with various skin tones, hair colors, and styles, and are wearing colorful clothing. The background is a collage of these elements, creating a sense of a multicultural community. A dark brown rectangular box is overlaid on the right side of the image, containing the title text in yellow.

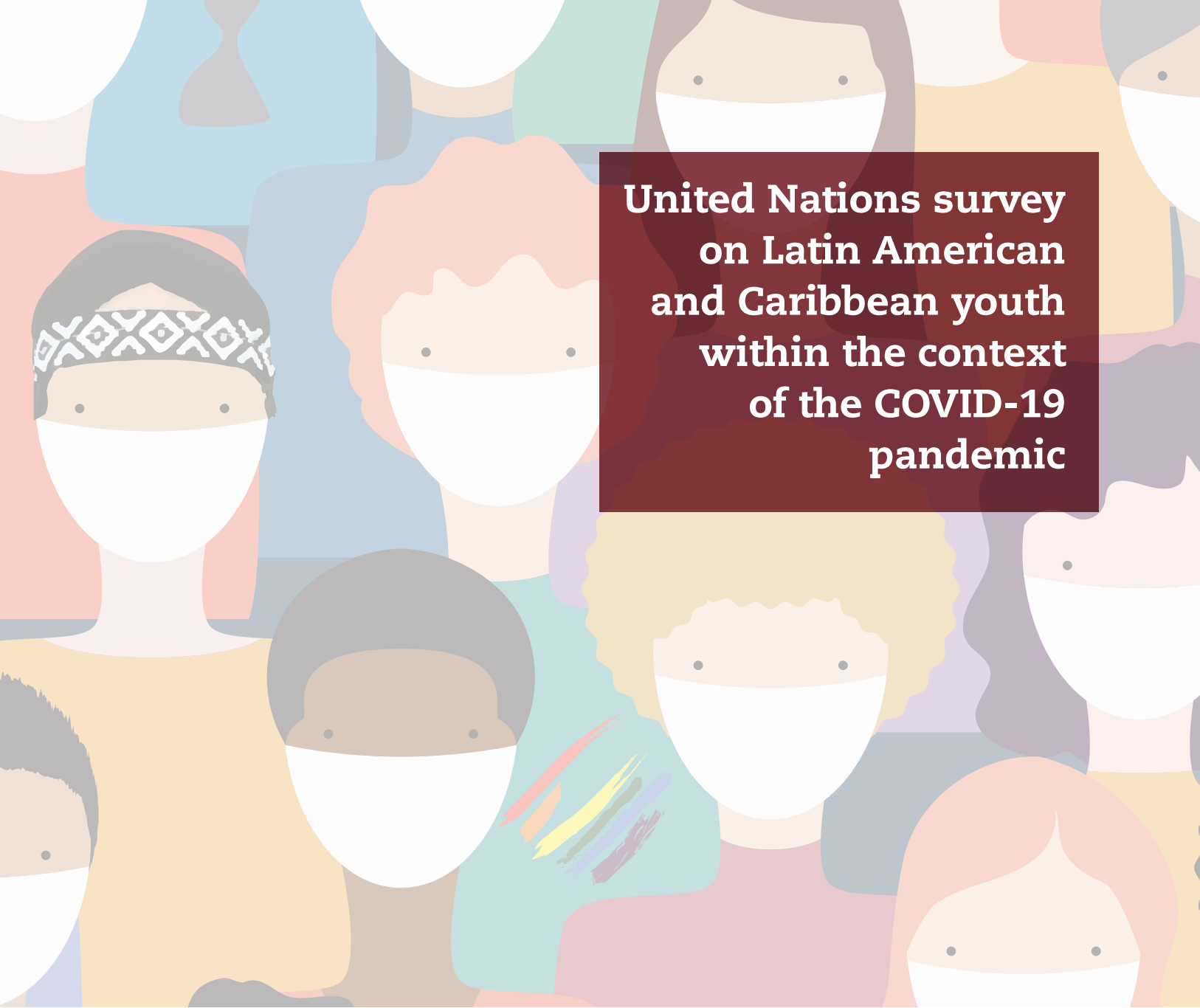
**United Nations survey
on Latin American
and Caribbean youth
within the context
of the COVID-19
pandemic**



**UNITED NATIONS
REGIONAL COLLABORATIVE
PLATFORM**



**LATIN AMERICA
AND THE CARIBBEAN**

The background of the entire page is a colorful, stylized illustration of a diverse group of people. Each person is depicted from the chest up, wearing a white face mask. The individuals have various skin tones, hair colors, and styles. One person on the left wears a traditional patterned headband. The overall style is flat and modern, with a focus on representing a multicultural community.

**United Nations survey
on Latin American
and Caribbean youth
within the context
of the COVID-19
pandemic**



**UNITED NATIONS
REGIONAL COLLABORATIVE
PLATFORM**



**LATIN AMERICA
AND THE CARIBBEAN**

This document was prepared by José Ignacio Suárez, consultant with the Social Development Division of the Economic Commission for Latin America and the Caribbean (ECLAC), under the supervision of Daniela Trucco, Social Affairs Officer in the Social Development Division of ECLAC, and Ernesto Espíndola, Research Assistant in the same Division, within the framework of the Working Group on Youth of the Regional Collaborative Platform for Latin America and the Caribbean. Thanks are due to Daniela Huneus (ECLAC) for her review of the document.

The Group is co-chaired by the United Nations Population Fund (UNFPA) and the United Nations Development Programme (UNDP) and comprises the Office of the United Nations High Commissioner for Refugees (UNHCR), the Economic Commission for Latin America and the Caribbean (ECLAC), the Food and Agriculture Organization of the United Nations (FAO), the International Labour Organization (ILO), the United Nations Entity for Gender Equality and the Empowerment of Women (UN-Women), the Pan American Health Organization (PAHO), the Joint United Nations Programme on HIV/AIDS (UNAIDS), the United Nations Environment Programme (UNEP), the United Nations Educational, Scientific and Cultural Organization (UNESCO), the United Nations Children's Fund (UNICEF) and the United Nations Volunteers (UNV) programme.

This document is a translation of an original Spanish version that did not undergo formal editing.

United Nations publication
LC/TS.2021/68 • Distribution: L
Copyright © United Nations, 2021 • All rights reserved • Printed at United Nations, Santiago
S.21-00284

This publication should be cited as: Working Group on Youth of the Regional Collaborative Platform for Latin America and the Caribbean, *United Nations survey on Latin American and Caribbean youth within the context of the COVID-19 pandemic* (LC/TS.2021/68), Santiago, United Nations, 2021.

Applications for authorization to reproduce this work in whole or in part should be sent to the Economic Commission for Latin America and the Caribbean (ECLAC), Documents and Publications Division, publicaciones.cepal@un.org. Member States and their governmental institutions may reproduce this work without prior authorization, but are requested to mention the source and to inform ECLAC of such reproduction.

Contents

Introduction	5
I. Survey technical data	7
II. Sample description	11
III. Information, contingency measures due to COVID-19, and access to food	17
A. Young people consider themselves well informed about COVID-19, and the main information channels are TV and social networks	19
B. Two-thirds of young people have a regular or negative opinion of the State's responses to the pandemic, and eight out of ten have not benefited from a government program or policy	20
C. Eight out of ten young people access protective gear against COVID-19 with their own resources, and only one out of five has received food support	21
D. Food shortages: one out of three young people perceives food shortages in their community	22
IV. Employment, education, and connectivity	23
A. Employment: the pandemic has reduced employment among young people. 16% of all respondents have lost their job, have been temporarily suspended from their contracts, or had their working hours reduced	25
B. Studies: nine out of ten students have continued their educational activities during the pandemic. Around 47% of students consider that online classes have been demanding	26
C. Computer access and Internet connection are limited and especially problematic in rural areas	27
V. Health	29
A. Half of young people have experienced increased stress or anxiety during their quarantine. The main challenge for accessing health among those surveyed is the fear of discrimination	31
B. The services that most people would like to receive are psychological support, information regarding COVID-19, nutritional support, and access to medicines and treatments	32
C. Access to antiretrovirals has been limited during the pandemic. Almost half of the young people living with HIV do not have it for at least three months	33

VI. Household and time use	35
A. Nine out of ten young people have stayed at home, and eight out of ten spend the pandemic with their family	37
B. In general, the pandemic has increased young people's free time, especially among those who do not study or are not part of the labour market	38
C. Time spent on housework has increased during the pandemic	39
D. One out of ten young persons has had to care for dependent persons in their home due to quarantine	40
VII. Community and gender	41
A. Six out of ten young persons estimate that gender-based violence has increased	43
B. One out of four young people considers that their government's responses to gender-based violence have been poor or fair. Only one out of four considers that they have the means to ask for help	44
C. More than half of the young people affirms that the security of their neighborhood has not changed during the pandemic, and one out of two considers that there has been an increase in solidarity and empathy during the quarantine	45
VIII. Participation	47
A. The involvement of young people in actions regarding COVID-19 response is limited. Those who get involved do so especially through online volunteering and donations	49
B. About one out of five respondents who volunteer do so in the psychosocial support field. Food packaging and document preparation also stand out	50
IX. Prospective	51
A. The most significant concerns are related to the family and personal financial situation, the loss of family members and friends, and job and educational instability	53
B. Most young people have changed their consumption perspective due to the crisis, and one out of two now mentions recognizing which purchases are most important for their well-being	54
C. After the pandemic, only 16% of young people mention that they will return to their previous routine without modifications. 43% will avoid unnecessary transportation	55
X. Conclusions and main findings	57

Introduction

The United Nations Secretary General’s Strategy for Youth “Youth 2030” establishes as one of its priorities, amplifying the voices of young people to promote a peaceful, fair, and sustainable world.¹ Also, the strategy asks the agencies of the United Nations System to carry out surveys among young people at global, regional, national, and local levels to gather their opinions and guide the work and specific processes of the United Nations.

The global pandemic caused by COVID-19 has created a series of challenges for the countries of the region that have been impacted not only by a significant number of infections and deaths but also by the daily life changes as a result of the preventive measures and confinement, changes in labour and education, and the effects on health and coexistence —among others— that affect the living conditions of youth towards implementing the 2030 Agenda.

According to the above, the Agencies of the United Nations System that are members of the Youth Working Group of the United Nations Regional Collaborative Platform in Latin America and the Caribbean (RCP LAC) promoted the realization of an online survey called “United Nations Survey on Latin American and the Caribbean youth within the context of the COVID-19 pandemic” aimed at young people in the region between the ages of 15 and 29, carried out between May and June 2020 and whose objective was to know how they are living the COVID-19 pandemic, as well as their current and future concerns.

This report shows the main results of the survey. First, the technical characteristics of the survey are described, and a description of the sample is showcased. Afterward, the main results are arranged in the following sections: information on COVID-19, contingency measures and food; employment, education, and connectivity; health; household and time use; community and gender; participation and prospective after the pandemic. Finally, the report concludes and summarizes the main findings.

¹ Available [online] <https://www.un.org/youthenvoy/youth-un/>.

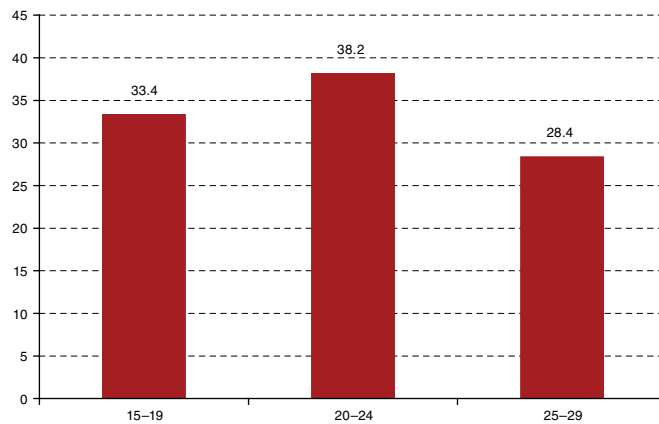
I. Survey technical data

- The survey was carried out using an online form of 49 questions, applied between May 4th and June 15th, 2020, and aimed at young people in Latin American and the Caribbean countries between the ages of 15 and 29. The sample was non-probabilistic and included 7,751 persons, among which 4,570 came from South American countries, 2,684 from Central America and Mexico, and 497 from 20 English, French and Dutch-speaking countries in the Caribbean. In total, young people from 39 countries and territories participated: Anguilla, Antigua and Barbuda, Argentina, Aruba, Bahamas, Barbados, Belize, Plurinational State of Bolivia, Brazil, Chile, Colombia, Costa Rica, Cuba, Dominica, Ecuador, El Salvador, Grenada, Guadeloupe, Guatemala, Guyana, Haiti, Honduras, Jamaica, Martinique, Mexico, Nicaragua, Panama, Paraguay, Peru, Puerto Rico, Dominican Republic, Saint Kitts and Nevis, Saint Lucia, Saint Vincent and the Grenadines, Suriname, Trinidad and Tobago, Uruguay, the Bolivarian Republic of Venezuela and the U.S. Virgin Islands.
- Given the sample type, the survey results presented in this report do not seek to represent the totality of youth in the region but are limited to the situation of the young people who responded to the survey. In any case, the results seek to shed light on the possible challenges and main problems that young people in the region have faced during the COVID-19 pandemic.
- Participation in the survey was voluntary and did not represent any physical or mental risk for those who responded. The responses are anonymous, and the data collected has only been shared with researchers from the United Nations System to carry out regional analyzes. Any information that may identify the participants has been removed, and all results are presented in aggregate form.
- The following section describes the sample based on sociodemographic variables and population groups.

II. Sample description

- The survey was answered by young people between the ages of 15 and 29 from Latin American and the Caribbean countries.
- The sample shows a relatively even representation among three age ranges used in the form: 33% of the respondents are between the ages of 15 and 19, 38% are between the ages of 20 and 24, and 28% are between 25 and 29.

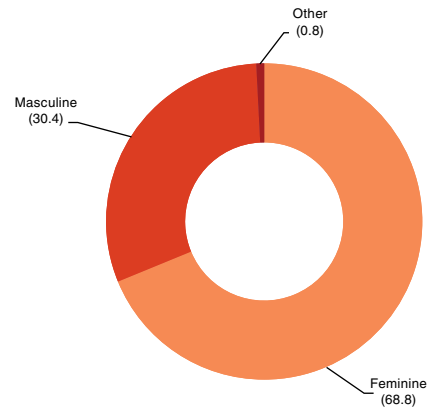
■ **Figure 1** ■
Age group distribution
(In percentages)



Source: Prepared by the authors, on the basis of United Nations survey on Latin American and Caribbean youth within the context of the COVID-19 pandemic.

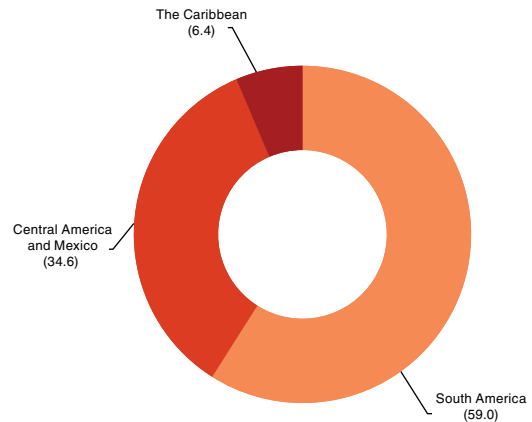
- Regarding the respondents' gender, the sample shows mostly women, who reach 69% of the total number of respondents. On their part, men conform 30% of the sample, and about 1% define themselves with a gender category other than men and women.
- The survey covered 39 countries and territories in Latin America and the Caribbean. Most of the respondents come from South America (59%), followed by countries and territories from Central America and Mexico (35%) and the Caribbean (6%). The countries with the highest number of respondents are Peru with 1,447, Mexico with 1,266, and Brazil with 1,050 persons.

■ **Figure 2** ■
Gender distribution
(In percentages)



Source: Prepared by the authors, on the basis of United Nations survey on Latin American and Caribbean youth within the context of the COVID-19 pandemic.

■ **Figure 3** ■
Respondents or participants distribution per region
(In percentages)

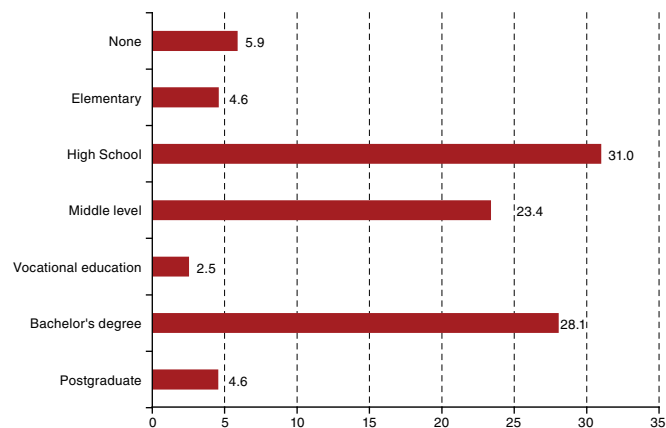


Source: Prepared by the authors, on the basis of United Nations survey on Latin American and Caribbean youth within the context of the COVID-19 pandemic.

Note: The "Central America and Mexico" category includes Cuba, the Dominican Republic, and Puerto Rico. The "Caribbean" category comprises non-Spanish-speaking Caribbean countries and territories.

- The sample shows a mixed profile in terms of educational level, considering the age range of young people between the ages of 15 and 29. There is a high percentage of young people with secondary studies (31%), and with university studies - undergraduate (28%) and postgraduate studies (5%). Those with primary studies or without studies collectively reach only about 10% of the sample.

■ **Figure 4** ■
Educational level of participants
(In percentages)

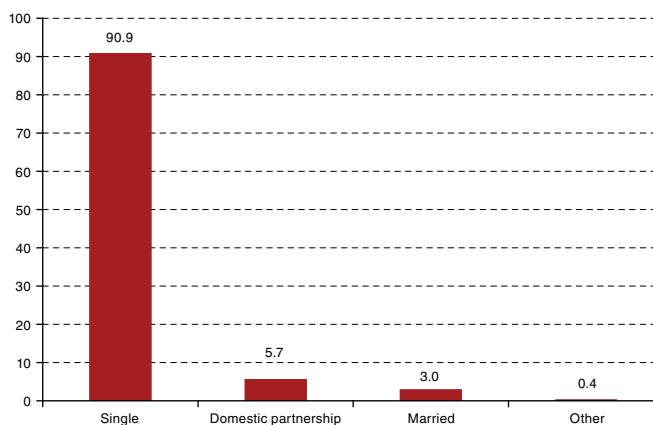


Source: Prepared by the authors, on the basis of United Nations survey on Latin American and Caribbean youth within the context of the COVID-19 pandemic.

Note: The different educational systems in the region have different names for the secondary cycle and, in particular, upper secondary. Thus, the "secondary", "upper secondary level," and "vocational education" categories refer to the same educational cycle.

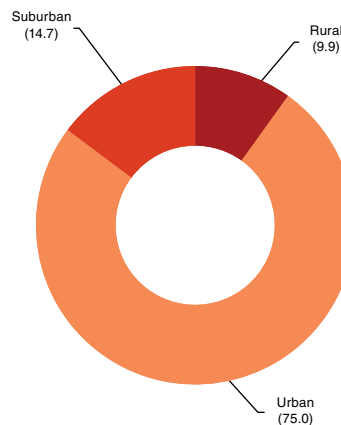
- The majority of those surveyed declare themselves as single (about 91%). Around 6% are persons who currently live together with their partner. On the other hand, only 3% of the sample indicates being married, and less than 1% declare themselves widowed or separated.
- Regarding the geographical area where young people live, three out of every four reside in urban areas (75%). About 15% live in suburban areas; that is, on the outskirts of a city. On the other hand, respondents living in rural areas account for only 10%.

■ **Figure 5** ■
Civil status
(In percentages)



Source: Prepared by the authors, on the basis of United Nations survey on Latin American and Caribbean youth within the context of the COVID-19 pandemic.

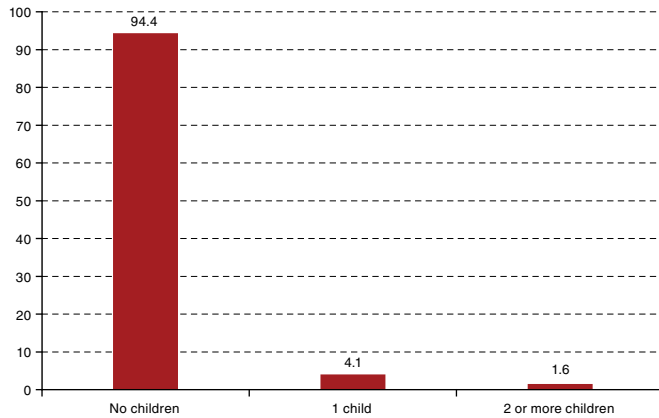
■ **Figure 6** ■
Residence geographic area
(In percentages)



Source: Prepared by the authors, on the basis of United Nations survey on Latin American and Caribbean youth within the context of the COVID-19 pandemic.

- Regarding the existence of children, most young people mention not being a father or mother (95%). Only 4% of respondents say having a son or daughter, while those with two or more children do not account for more than 2% of the total respondents.

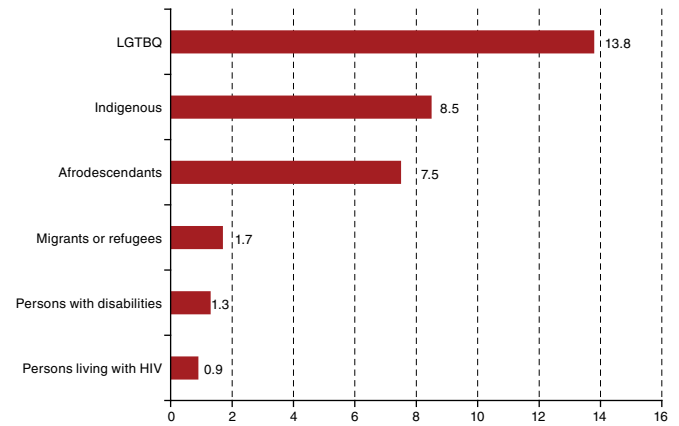
■ **Figure 7** ■
Young people with children
(In percentages)



Source: Prepared by the authors, on the basis of United Nations survey on Latin American and Caribbean youth within the context of the COVID-19 pandemic.

- Regarding the population groups to which the respondents are assigned, 14% of the young people surveyed identify themselves as LGBTQ. Around 8% of those surveyed consider themselves as Afrodescendant, and about 9% say to belong to an indigenous or native community. Approximately 2% of those surveyed consider themselves as a migrant or refugee in the country in which they reside.
- On their part, a little more than 1% of young people are in a situation of disability. The sample also includes about 1% of young people living with HIV / AIDS.

■ **Figure 8** ■
Population groups
(In percentages)



Source: Prepared by the authors, on the basis of United Nations survey on Latin American and Caribbean youth within the context of the COVID-19 pandemic.

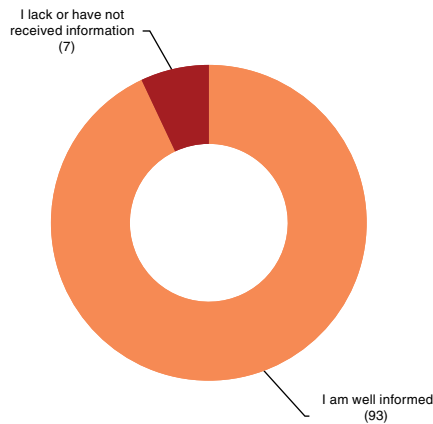
III. Information, contingency measures due to COVID-19, and access to food

A. Young people consider themselves well informed about COVID-19, and the main information channels are TV and social networks

- Around 93% of those surveyed consider they are informed about the risks and prevention measures of COVID-19. Only about 6% mention lacking information in this regard, and less than 1% indicate not having received any information.
- Regarding information channels, among the most used media are TV and social networks, family and friends and newspapers on paper and online. The least used media are email and speakers.

■ **Figure 9** ■
Perception about being informed with regards to COVID-19
(In percentages)

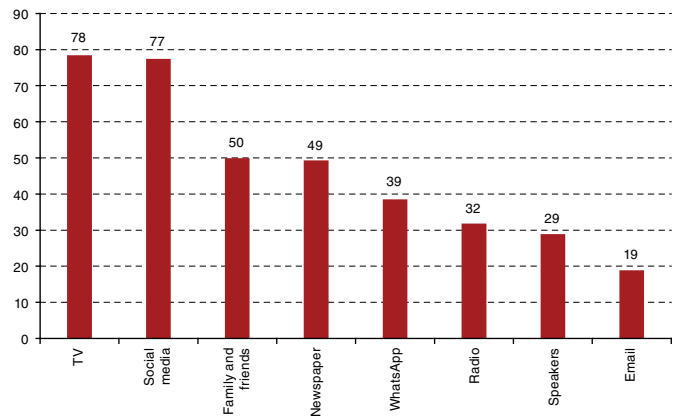
Question: What do you consider to be your knowledge about COVID-19?



Source: Prepared by the authors, on the basis of United Nations survey on Latin American and Caribbean youth within the context of the COVID-19 pandemic.

■ **Figure 10** ■
Main information channels on COVID-19 and prevention measures
(In percentages)

Question: Through which channels have you received information about COVID-19 and prevention measures?



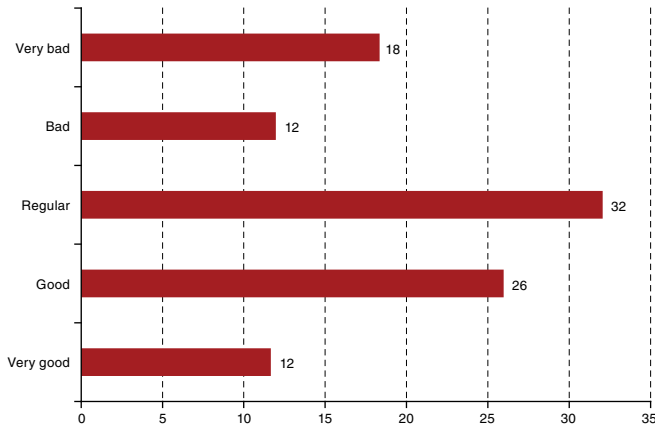
Source: Prepared by the authors, on the basis of United Nations survey on Latin American and Caribbean youth within the context of the COVID-19 pandemic.

B. Two-thirds of young people have a regular or negative opinion of the State's responses to the pandemic, and eight out of ten have not benefited from a government program or policy

- 38% of young people positively value the government's responses to the pandemic, and 32% mention that it has been regular. 30% evaluate them negatively.
- Only 20% of the surveyed households have received support from a government program during the pandemic. Likewise, 20% do not know of the existence of any specific program or policy on behalf of their government.

■ **Figure 11** ■
Assessment of your government's response to COVID-19
(In percentages)

Question: How do you assess the response to the COVID-19 emergency on behalf of the government of your country?

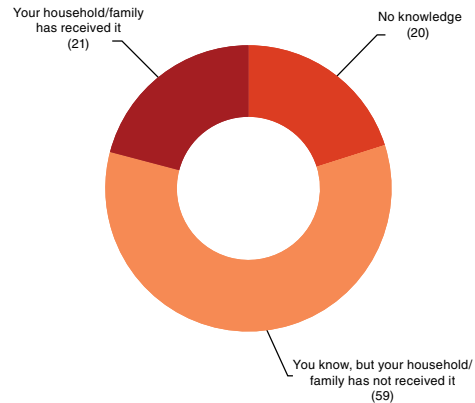


Source: Prepared by the authors, on the basis of United Nations survey on Latin American and Caribbean youth within the context of the COVID-19 pandemic.

- Regarding other measures, 87% of those surveyed affirm that their local authorities have adopted some measures to restrict movement to face the pandemic.

■ **Figure 12** ■
Knowledge and reception of government programs due to COVID-19
(In percentages)

Question: Are you aware of any specific program or policy (food voucher or pantry) on behalf of your government in response to the pandemic?



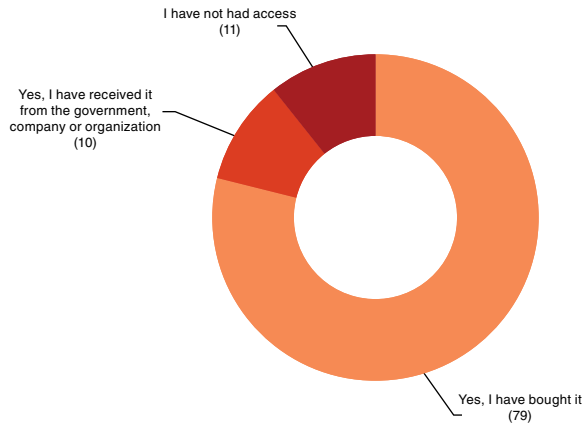
Source: Prepared by the authors, on the basis of United Nations survey on Latin American and Caribbean youth within the context of the COVID-19 pandemic.

C. Eight out of ten young people access protective gear against COVID-19 with their own resources, and only one out of five has received food support

- Nine out of ten young people have access to protective gear against COVID-19, such as masks or surgical masks, antibacterial gel, and gloves, among others.
- The lack of access to protective gear is especially problematic for young people living in rural areas (23%) and Afrodescendants and indigenous people (19% and 18%, respectively).
- Among those who have received the protective gear, most of them acquire it from their employer or company where they work (67%). Only 14% of them have received protective equipment from their government.
- Most of the young people have not received food support (food vouchers or pantry). Among those who mention having received support, almost 75% have received it from the government, and 25% from another organization (civil society, NGO, private sector or employer, or church).

■ **Figure 13** ■
Access to protective gear
(In percentages)

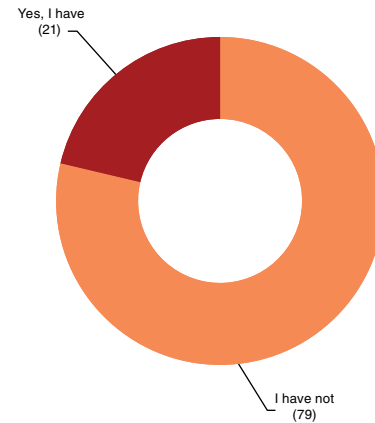
Question: Have you or your family had access to protective gear (masks, antibacterial gel, hand soap, gloves, etc.)?



Source: Prepared by the authors, on the basis of United Nations survey on Latin American and Caribbean youth within the context of the COVID-19 pandemic.

■ **Figure 14** ■
Access to food support
(In percentages)

Question: Have you or your family received food support (food voucher or food)?



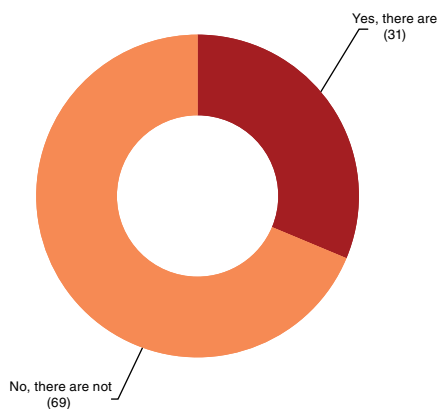
Source: Prepared by the authors, on the basis of United Nations survey on Latin American and Caribbean youth within the context of the COVID-19 pandemic.

D. Food shortages: one out of three young people perceives food shortages in their community

- Around a third of those surveyed mention that there are food shortages in their community. Likewise, 16% of those surveyed indicate that they do not have enough resources to buy food.
- The food shortages perception is especially high among indigenous groups (45%), migrants (44%), and persons with disabilities (42%).
- When asked, “Do you have the resources to buy food?”, the lack of resources is substantially more significant in rural areas (33%) compared to urban (13%) and suburban areas (19%).
- People with children have more significant difficulties with resources to buy food. 36% of young people with at least one child mention not having the resources to buy food.
- Indigenous youth are also affected by the lack of resources to buy food. 32% of indigenous youth report being in this situation, compared to 14% among non-indigenous youth.

■ **Figure 15** ■
Perception of food shortages in your community
(In percentages)

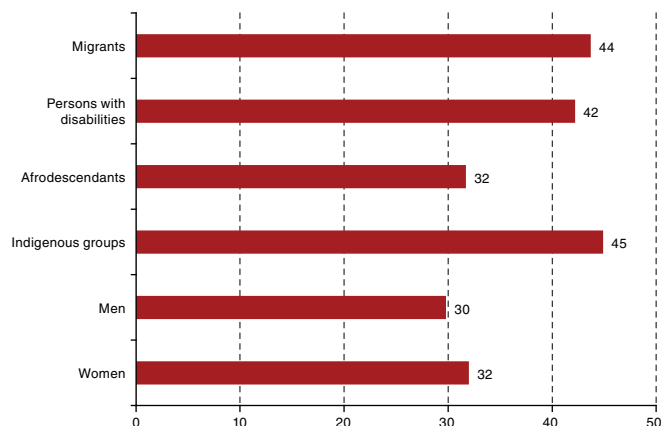
Question: Are there food shortages in your community?



Source: Prepared by the authors, on the basis of United Nations survey on Latin American and Caribbean youth within the context of the COVID-19 pandemic.

■ **Figure 16** ■
Perception of food shortages according to population groups
(In percentages)

Question: Are there food shortages in your community? (Yes).



Source: Prepared by the authors, on the basis of United Nations survey on Latin American and Caribbean youth within the context of the COVID-19 pandemic.

IV. Employment, education, and connectivity

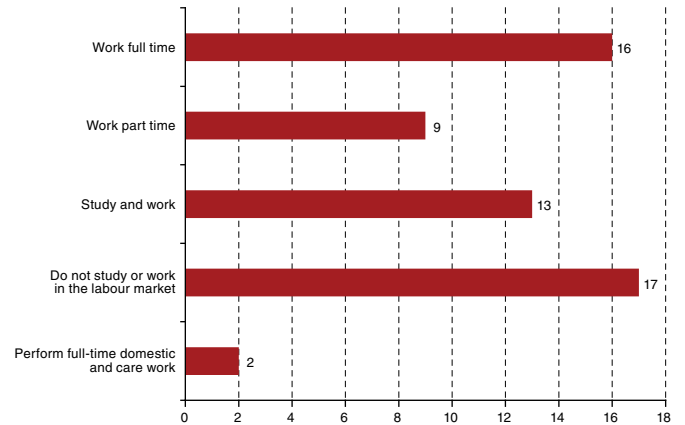
A. Employment: the pandemic has reduced employment among young people. 16% of all respondents have lost their job, have been temporarily suspended from their contracts, or had their working hours reduced

- One out of four respondents was paid at the survey time, either for working part-time or full-time. Most paid workers are in the oldest age groups: 55% are between the ages of 25 and 29, 38% are between the ages of 20 and 24, and 7% are between the ages of 15 and 19.
- Regarding the impacts that the pandemic has had on employment, 7% mention having lost their job due to COVID-19, 5% have seen their contract temporarily suspended, and 5% have suffered a reduction in their workday.
- 17% of those surveyed neither study nor are employed. Among them, 72% are in urban areas, and 47% are between 25 and 29. Likewise, 13% of young people indicate that they work and study at the same time.
- Only 2% mention performing full-time unpaid care and domestic work without major gender differences.

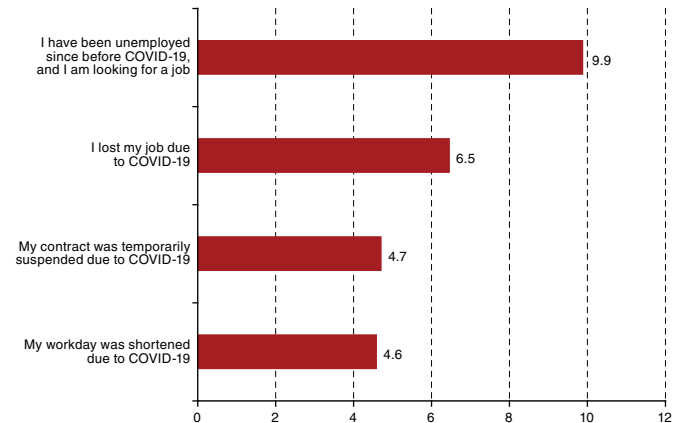
■ **Figure 17** ■
Employment situation and impacts of the pandemic at work
(In percentages)

Question: What is your current employment situation? Multiple choice.

A. Employment situation



B. Impacts of the pandemic at work



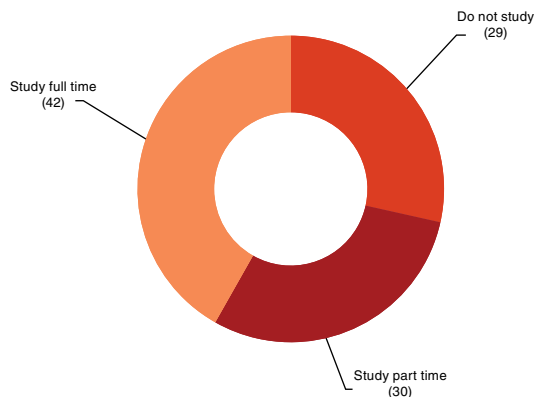
Source: Prepared by the authors, on the basis of United Nations survey on Latin American and Caribbean youth within the context of the COVID-19 pandemic.

B. Studies: nine out of ten students have continued their educational activities during the pandemic. Around 47% of students consider that online classes have been demanding

- Seven out of ten respondents mention that they are studying. Of the total, 30% study part-time and 42% full-time. Most of those who are studying are between the ages of 15 and 24 (83%). Likewise, 90% of young people between the ages of 15 and 19 states that they are studying, followed by 77% for those surveyed between the ages of 20 and 24 and 44% for those between the ages of 25 and 29.
- In total, 10% of those surveyed (and 12% of those who state that they are studying) mention not having face-to-face or distance classes during the pandemic.
- 62% of young people who have continued their classes during the pandemic indicate having a stable connection, 30% mention having a poor connection, and 8% do not have Internet access.
- Regarding online studies during the pandemic, 47% of the students consider that the classes have been very demanding, 36% consider that the classes have gone well, and only 17% consider that the classes have not been very challenging.

■ **Figure 18** ■
Educational situation
(In percentages)

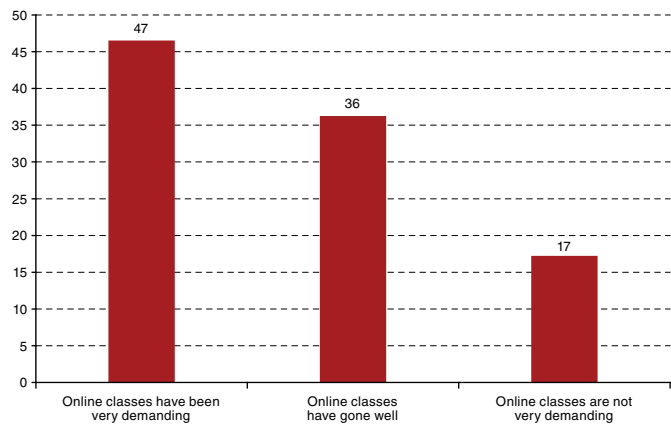
Question: What is your current educational situation?



Source: Prepared by the authors, on the basis of United Nations survey on Latin American and Caribbean youth within the context of the COVID-19 pandemic.

■ **Figure 19** ■
Online classes requirements
(In percentages)

Question: (1) Regarding your education, select all the options that correspond to your current situation, and (2) Regarding your Internet access, select all the options that correspond to your current situation: multiple choice.



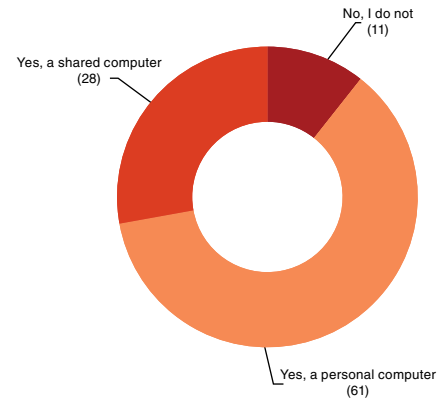
Source: Prepared by the authors, on the basis of United Nations survey on Latin American and Caribbean youth within the context of the COVID-19 pandemic.

C. Computer access and Internet connection are limited and especially problematic in rural areas

- Regarding computer access at home, 61% of those surveyed indicate that they have a personal computer, 28% use a shared computer, and 11% do not have access. Lack of access to computers at home is particularly problematic in rural areas (29%) compared to urban areas (8%).
- Internet connection is limited or null for 34% of young people, while 66% mention having a stable connection. In total, 30% of those surveyed mention having a bad connection, and 4% mention they do not have Internet access.
- Similarly, residents of rural areas are the ones whose Internet connectivity is more limited. Specifically, the lack of connection in rural areas reaches 16% compared to 3% in urban areas. Similarly, in rural areas, 42% mention having a stable connection, which contrasts with 69% in that condition in urban areas.
- The connectivity issue affects both workers and students (and those who study and work). However, students are relatively more deprived of accessing personal computers (61%) compared to young workers (77%), and have less stable Internet connection coverage (65%) compared to young employees (73%).

■ **Figure 20** ■
Computer access
(In percentages)

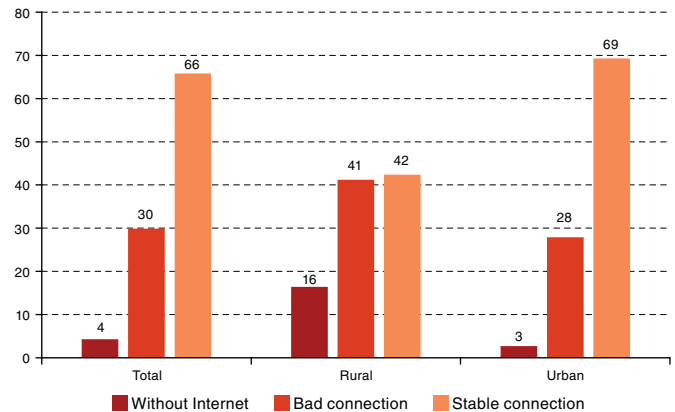
Question: Do you have a computer at home?



Source: Prepared by the authors, on the basis of United Nations survey on Latin American and Caribbean youth within the context of the COVID-19 pandemic.

■ **Figure 21** ■
Internet connection
(In percentages)

Question: Regarding your Internet access, select all the options that correspond to your current situation.



Source: Prepared by the authors, on the basis of United Nations survey on Latin American and Caribbean youth within the context of the COVID-19 pandemic.

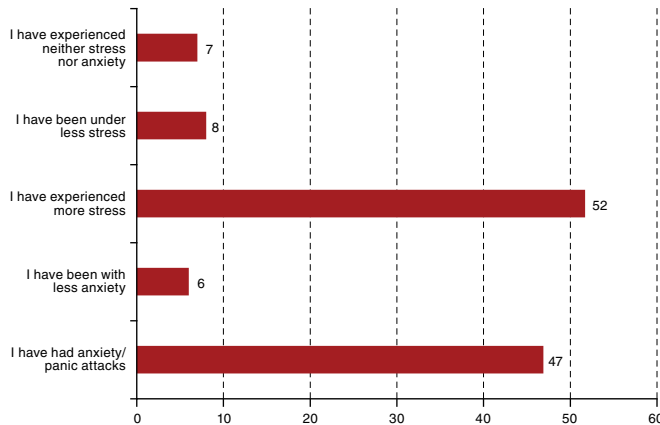
V. Health

A. Half of young people have experienced increased stress or anxiety during their quarantine. The main challenge for accessing health among those surveyed is the fear of discrimination

- Out of the total respondents, 52% mention having experienced more significant stress, and 47% have had moments of anxiety or panic attacks during their quarantine.
- According to gender, those who have experienced the greatest stress are young people with a gender other than men and women (68%), and women (54%), in comparison to men (45%).
- Among the health access limitations of those surveyed, the fear of attending a health service and feeling discriminated against stands out (6.8%). Fear is high among people with gender identities other than men and women (25%) and persons with disabilities (22%).
- Among the pandemic effects on accessing health services, it stands out that 3.2% of young people have stopped having access to free contraceptives and the lack of medical attention due to contagion suspicions of COVID-19.

Figure 22
Mental health situation
(In percentages)

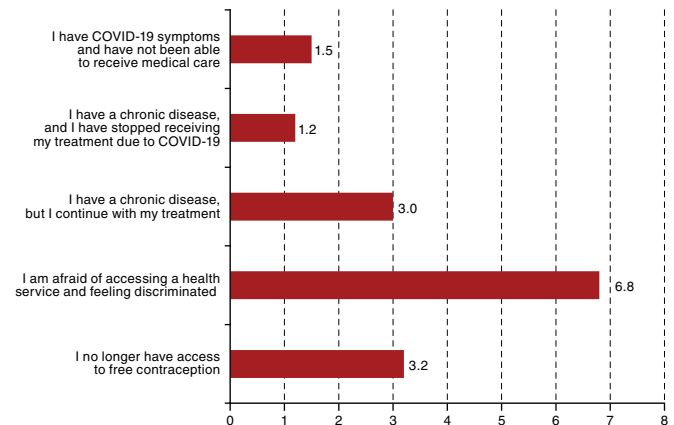
Question: About your mental health during quarantine. Multiple answers, not exclusive.



Source: Prepared by the authors, on the basis of United Nations survey on Latin American and Caribbean youth within the context of the COVID-19 pandemic.

Figure 23
Access to health services
(In percentages)

Question: Regarding your access to health services, select all the situations that correspond to your current situation. Multiple answers, not exclusive.



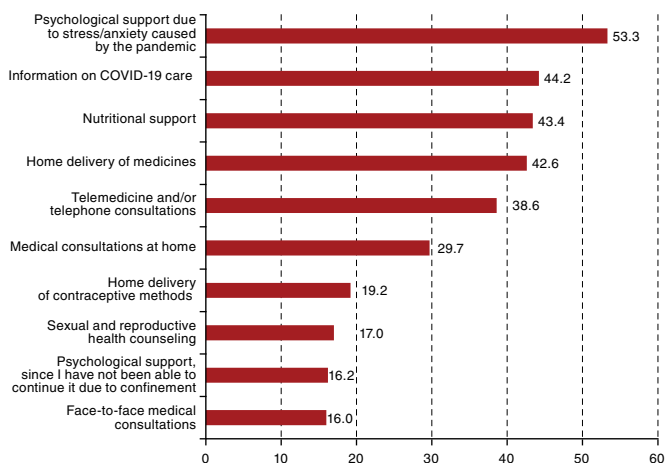
Source: Prepared by the authors, on the basis of United Nations survey on Latin American and Caribbean youth within the context of the COVID-19 pandemic.

B. The services that most people would like to receive are psychological support, information regarding COVID-19, nutritional support, and access to medicines and treatments

- Psychological support is the most mentioned desired service among those surveyed. Persons with disabilities are the group that would like the most to receive psychological support (63%), compared to persons without disabilities (53%). According to gender, women are the ones who request psychological support the most with 58%, compared to 43% of men. Likewise, psychological support is more requested by residents of urban areas (54%) than those who live in rural areas (46%).
- The request for nutritional support is significant among indigenous youth. 51% of them indicate that they would like to receive this support, compared to 43% of non-indigenous.
- The delivery of medicines at home is specially mentioned among young persons with disabilities (54%) and LGBTQ youth (49%).
- LGBTQ youth mention being more interested in sexual and reproductive health advice (24%) than the rest (16%).
- Telemedicine is mentioned particularly by persons with disabilities (47%) compared to the rest.

■ **Figure 24** ■
Health services you would like to receive
(In percentages)

Question: I would like to receive from health services at this time.
Multiple answers, not exclusive.



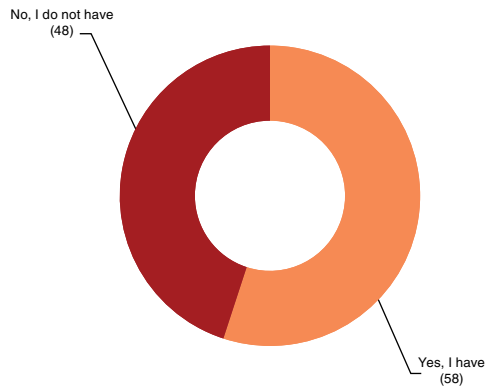
Source: Prepared by the authors, on the basis of United Nations survey on Latin American and Caribbean youth within the context of the COVID-19 pandemic.

C. Access to antiretrovirals has been limited during the pandemic. Almost half of the young people living with HIV do not have it for at least three months

- Out of the total of respondents who indicate living with HIV, 48% do not have an antiretroviral treatment available for at least the next three months from the moment of answering the survey. The situation is relatively even by gender: 40% of women and 43% of men are in the same situation. In the sample, no persons living with HIV identify themselves with another gender.
- Regarding the total of those surveyed, 8% mention that they would like to receive antiretroviral treatment for at least two months, regardless of whether they identify themselves as a person living with HIV or not. The result is relatively similar between different gender identities and between LGTBIQ youth (10%) and the rest (8%).

■ **Figure 25** ■
Antiretroviral treatment available for at least three months (persons living with HIV)
(In percentages)

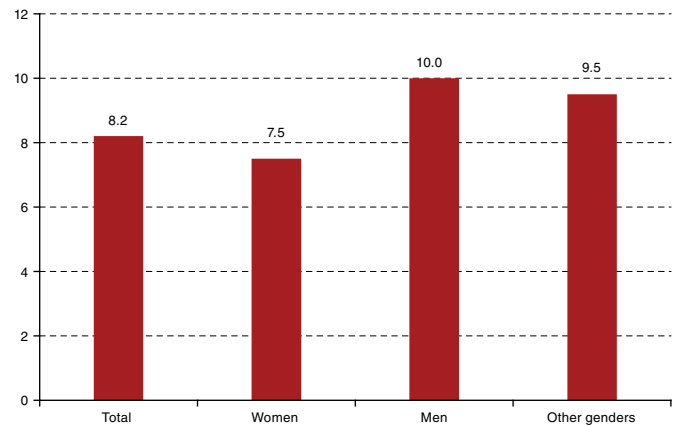
Question: If you are living with HIV, do you have antiretroviral treatment for at least three months?



Source: Prepared by the authors, on the basis of United Nations survey on Latin American and Caribbean youth within the context of the COVID-19 pandemic.

■ **Figure 26** ■
Persons who would like to receive antiretrovirals for two or three months
(In percentages)

Question: I would like to receive from health services at this time: select all that you consider.



Source: Prepared by the authors, on the basis of United Nations survey on Latin American and Caribbean youth within the context of the COVID-19 pandemic.

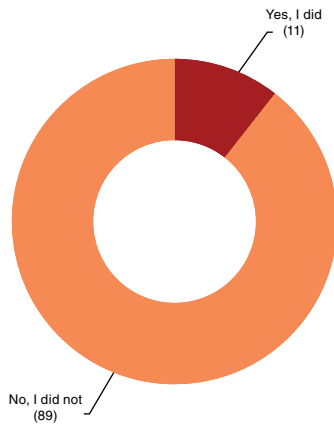
VI. Household and time use

A. Nine out of ten young people have stayed at home, and eight out of ten spend the pandemic with their family

- Only 11% of those surveyed have moved during the pandemic. Young people who have moved the most are located in rural areas (17%), compared to urban areas (10%). Likewise, young migrants or refugees show a more remarkable change of address (16%) than the rest.
- Around 82% of those surveyed live with their family during the pandemic development, about 6% live with their partner, 6% live alone, and another 6% indicate living with friends, roommates, or other people.

■ **Figure 27** ■
Change of address during the pandemic
(In percentages)

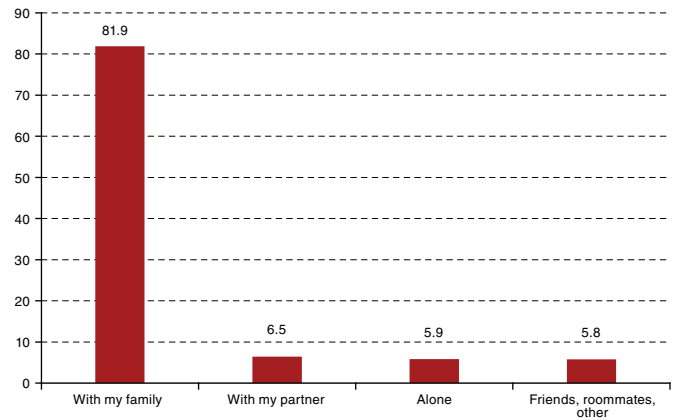
Question: Due to the COVID-19 situation, did you have to move to a new place?



Source: Prepared by the authors, on the basis of United Nations survey on Latin American and Caribbean youth within the context of the COVID-19 pandemic.

■ **Figure 28** ■
Who do you live with?
(In percentages)

Question: Who do you live with?



Source: Prepared by the authors, on the basis of United Nations survey on Latin American and Caribbean youth within the context of the COVID-19 pandemic.

B. In general, the pandemic has increased young people's free time, especially among those who do not study or are not part of the labour market

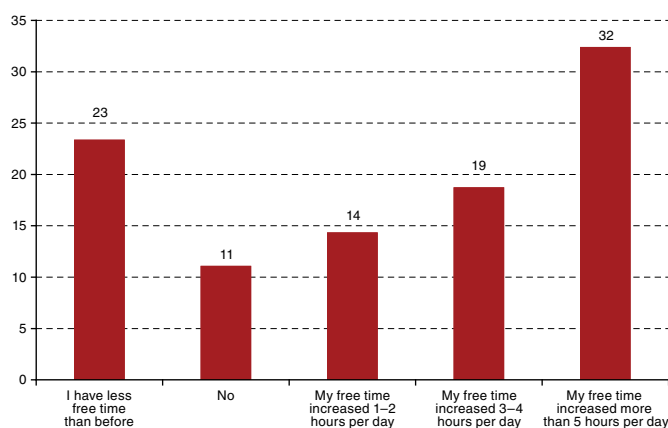
- 66% of those surveyed mention that their free time has increased during the pandemic. 14% indicate that their free time increased between one to two hours a day, 19% between three to four hours a day, and 32% in more than five hours a day.
- On the other hand, 11% respond that there has not been a change in their free time during the pandemic and 23% consider that it has decreased.
- Women are the ones whose free time has not increased or decreased in the most significant proportion (36%).
- Young people who work or study are the ones who consider that their free time has increased the most (69% and 67%, respectively). Among those who do not work and get paid, the perception that there have been positive changes in this regard is lower (55%).

■ Figure 29 ■

Change in leisure time during the pandemic

(In percentages)

Question: Has the amount of free time you have changed since the COVID-19 pandemic started?



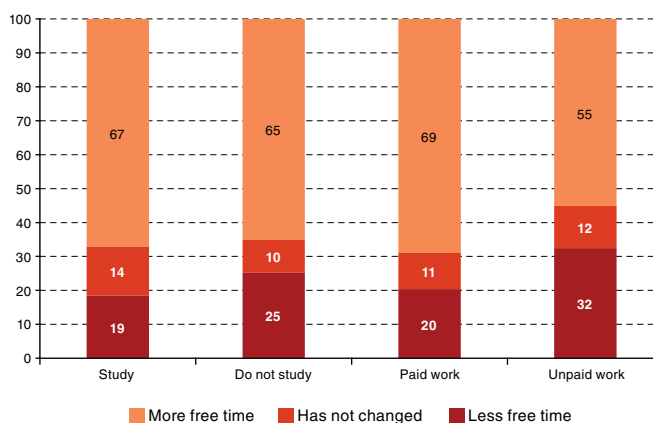
Source: Prepared by the authors, on the basis of United Nations survey on Latin American and Caribbean youth within the context of the COVID-19 pandemic.

■ Figure 30 ■

Change of free time between students and workers during the pandemic

(In percentages)

Question: Has the amount of free time you have changed since the COVID-19 pandemic started?



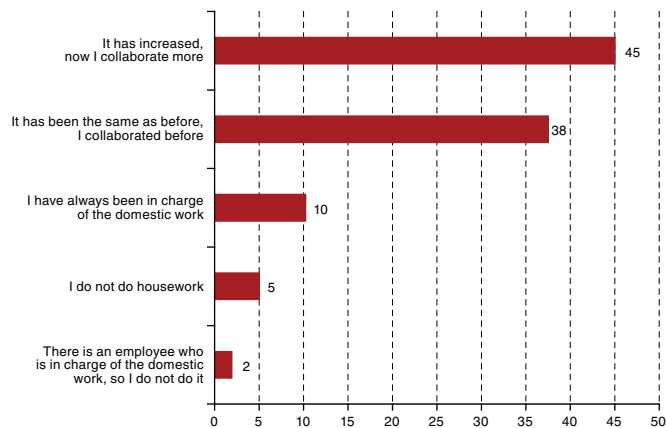
Source: Prepared by the authors, on the basis of United Nations survey on Latin American and Caribbean youth within the context of the COVID-19 pandemic.

C. Time spent on housework has increased during the pandemic

- 45% of those surveyed mention that their use of time in domestic work has increased, and 37% indicate that it has remained the same.
- Likewise, 10% of young people respond that they have always been in charge of household chores, 5% do not do household chores, and 2% indicate that they do not do it because there is an employed person who performs housework in their homes.
- The increase in time spent on domestic work is greater among those surveyed who define themselves as male or female (45%) compared to those who define themselves as another gender (35%). However, the latter also indicate having always been in charge of domestic work before the pandemic (22%).
- Likewise, those who report having increased the time used in housework the most are young persons with disabilities (51%), compared to the rest of the respondents (45%).

■ **Figure 31** ■
Regarding time used in housework
(In percentages)

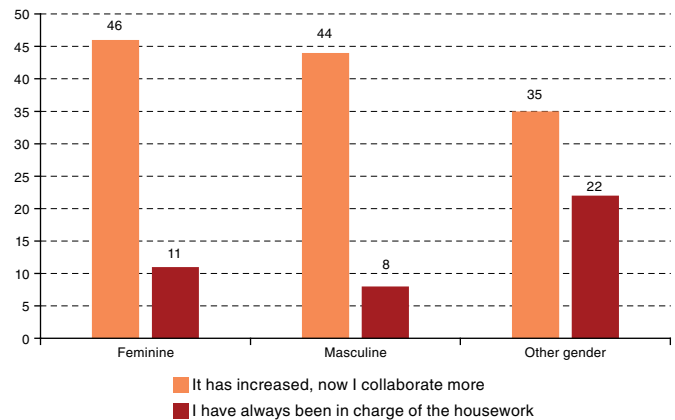
Question: About your participation in domestic work in your house during confinement.



Source: Prepared by the authors, on the basis of United Nations survey on Latin American and Caribbean youth within the context of the COVID-19 pandemic.

■ **Figure 32** ■
Change in time use in domestic work between genders
(In percentages)

Question: About your participation in domestic work in your house during confinement.



Source: Prepared by the authors, on the basis of United Nations survey on Latin American and Caribbean youth within the context of the COVID-19 pandemic.

D. One out of ten young persons has had to care for dependent persons in their home due to quarantine

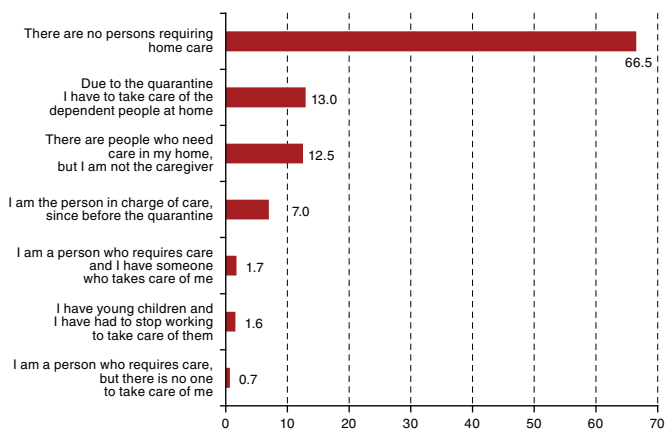
- Out of the total respondents, 67% mention no persons in their home who require care. The answer is somewhat higher among men (70%) compared to women (65%).
- Among those who have had to care for dependent persons due to quarantine (13% in total), young people with children (24%) stand out. Notably, there are no significant differences in gender, age, or educational and employment status.
- On the other hand, 12.5% of those surveyed indicate that there are persons who need care at home, but they are not the caregiver. 7% indicate that they have been in charge since before the quarantine, and about 2% also have young children who require their care and have had to stop working to take care of them.
- Around 2% identify as a person in need of care who has someone to take care of them, while less than 1% do not have someone to care for them.

■ Figure 33 ■

Regarding dependent persons in the household

(In percentages)

Question: Regarding dependent persons (who need care) in your home. Multiple answers, not exclusive.



Source: Prepared by the authors, on the basis of United Nations survey on Latin American and Caribbean youth within the context of the COVID-19 pandemic.

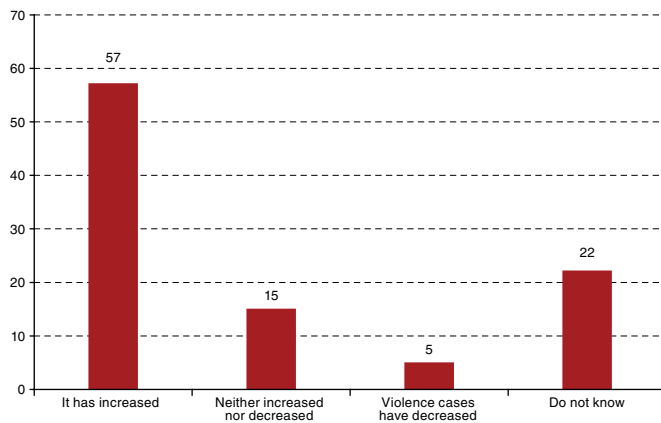
VII. Community and gender

A. Six out of ten young persons estimate that gender-based violence has increased

- More than half of young people consider that the number of gender violence cases has increased during the pandemic. Among these, those who think it has increased the most are persons identified with a non-binary gender (76%), followed by women (62%) and men (47%). Likewise, it is especially men who mention not knowing if there has been a change in gender violence during the pandemic (31%) compared to the total sample (22%).
- The perception of an increase in gender violence is especially high among those young persons who identify themselves as part of the LGBTQ movement (70%), compared to the rest (55%). Likewise, the perception of increase is more significant among young migrants and in urban areas (59% in both cases), while in rural areas, it reaches 49%.
- In total, 17% of young people indicate that their gender has been particularly affected by the pandemic. The percentage reaches 49% among those who identify with non-binary gender, 20% among women, and 9% among men.

Figure 34
Awareness of gender violence change
(In percentages)

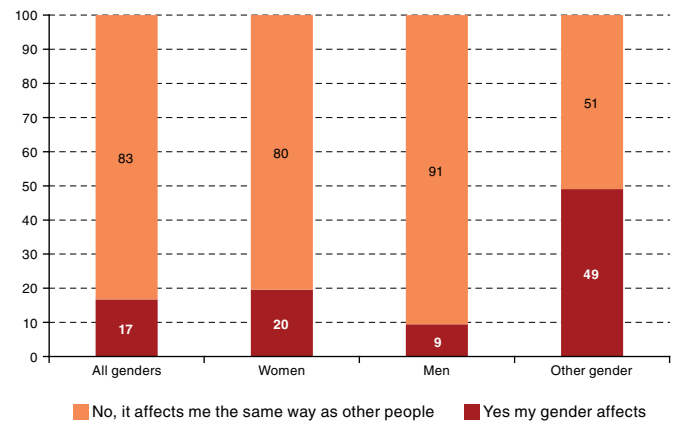
Question: Do you consider gender-based violence situations/cases increased or decreased (against women, girls, LGBTQ)?



Source: Prepared by the authors, on the basis of United Nations survey on Latin American and Caribbean youth within the context of the COVID-19 pandemic.

Figure 35
Impact perception of COVID-19 per gender
(In percentages)

Question: Do you consider that the consequences of COVID-19 and confinement affect you in a particular manner according to your sex/gender?



Source: Prepared by the authors, on the basis of United Nations survey on Latin American and Caribbean youth within the context of the COVID-19 pandemic

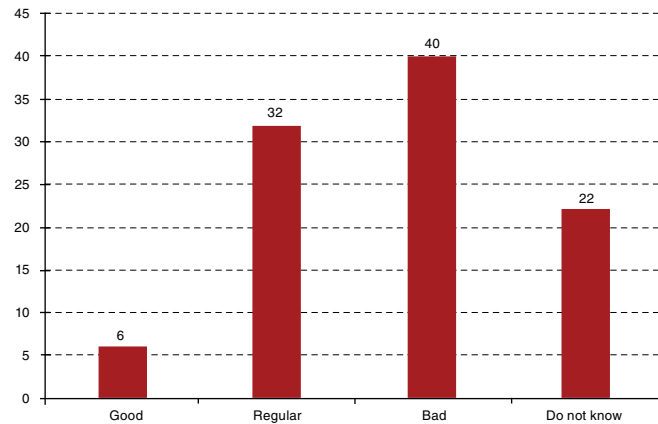
B. One out of four young people considers that their government's responses to gender-based violence have been poor or fair. Only one out of four considers that they have the means to ask for help

- The negative assessment of government responses to gender-based violence during the pandemic is higher among women (42%) and persons who identify with a gender other than men and women (56%), compared to men (37%). Likewise, the negative assessment is higher among young people who identify themselves as LGBTQ (54%), compared to the rest. On the other hand, the negative evaluation is lower among young migrants (31%).
- 42% of those surveyed consider that girls, women, and LGBTQ people do not have the means to ask for help in the face of gender-based violence, which is notably lower among men (35%) compared to the rest (43%).
- Just over a third of young people indicate not knowing if these groups have the means, but this lack of knowledge is reduced to slightly less than 1 in 4 young people who identify as LGBTQ.

■ Figure 36 ■

Assessment of government responses to gender-based violence (In percentages)

Question: How has your government's response been to address cases of gender-based violence?

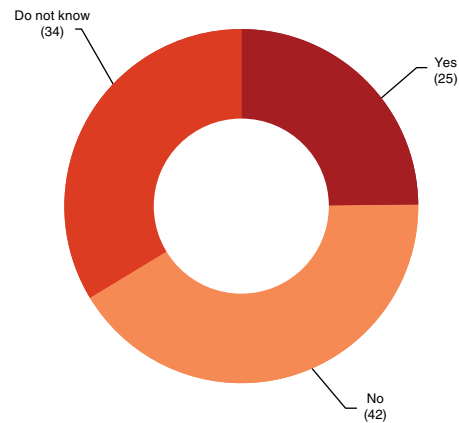


Source: Prepared by the authors, on the basis of United Nations survey on Latin American and Caribbean youth within the context of the COVID-19 pandemic.

■ Figure 37 ■

Considering that girls, women, and the LGBTQ population have the means to ask for help (In percentages)

Question: Do you consider that girls, women, and the LGBTQ population in your community have the means to ask for help in case of violence?



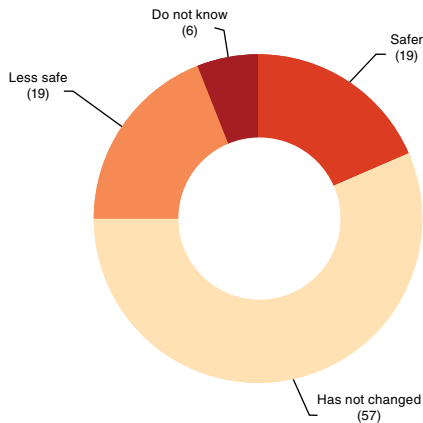
Source: Prepared by the authors, on the basis of United Nations survey on Latin American and Caribbean youth within the context of the COVID-19 pandemic.

C. More than half of the young people affirms that the security of their neighborhood has not changed during the pandemic, and one out of two considers that there has been an increase in solidarity and empathy during the quarantine

- The majority of those surveyed consider that there has been no change in their perception of their neighborhood or community safety (57%). On the other hand, 19% think that it is safer and, likewise, 19% consider that it has aggravated.
- The perception of change towards greater insecurity is notable among indigenous groups (25%) and migrants or refugees (31%) compared to the rest.
- Regarding the perception of solidarity and empathy, 50% consider that it has increased, 35% indicate that it has remained the same, and 16% believe it has decreased.
- Remarkably, those who least indicate that solidarity and empathy have increased are young persons with disabilities (44%).

■ **Figure 38** ■
Perception of safety in the neighborhood or community during confinement
(In percentages)

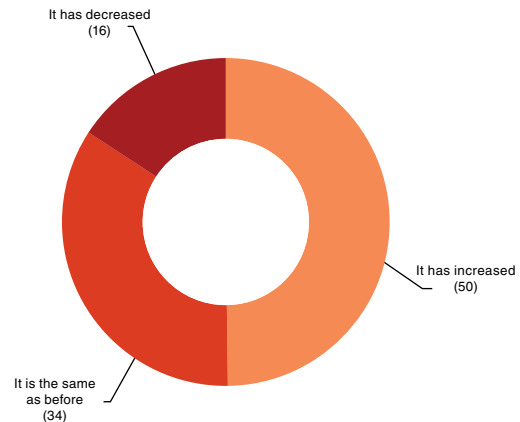
Question: How do you perceive security in your neighborhood or community during confinement?



Source: Prepared by the authors, on the basis of United Nations survey on Latin American and Caribbean youth within the context of the COVID-19 pandemic.

■ **Figure 39** ■
Perception of change in solidarity and empathy during quarantine
(In percentages)

Question: Do you think that solidarity and empathy have increased or decreased during the quarantine?



Source: Prepared by the authors, on the basis of United Nations survey on Latin American and Caribbean youth within the context of the COVID-19 pandemic.

VIII. Participation

A. The involvement of young people in actions regarding COVID-19 response is limited. Those who get involved do so especially through online volunteering and donations

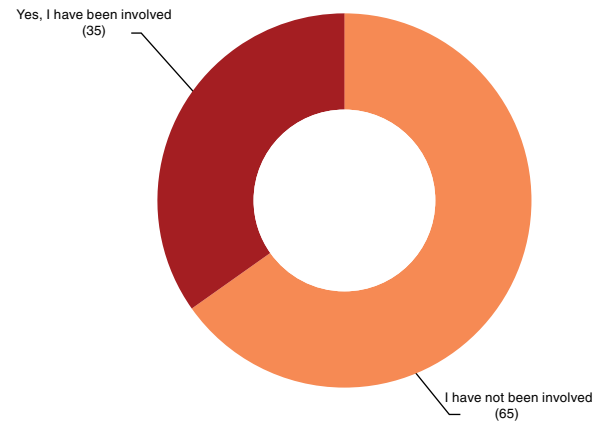
- The involvement or leadership of young people in action in response to COVID-19 reaches 35% of the total of respondents. This participation increases up to 50% among those between the ages of 25 and 29, while younger persons have lower participation (37% for young people between the ages of 20 and 24, and 21% for those between the ages of 15 to 19).
- Regarding the types of actions in which young people participate, one out of three engages in online volunteering. 27% have made donations, 15% have participated in civil society organizations, and about 8% have led actions from their workplace.
- Those who present greater participation through online volunteering are persons with disabilities (43%) and migrants or refugees (43%), in relation to the total number of respondents (30%).
- The volunteering that young people perform in general is of their own initiative (19%), or they are carried out within a civil society organization (15%) or in their community (13%).

■ **Figure 40** ■
Engagement in actions regarding COVID-19 response and type of participation

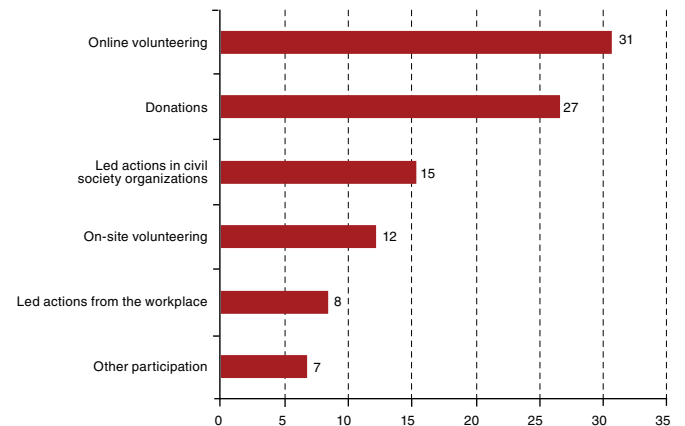
(In percentages)

Question: Have you been involved or led any action in response to COVID-19?

A. Engagement in actions regarding COVID-19 response



B. Type of participation



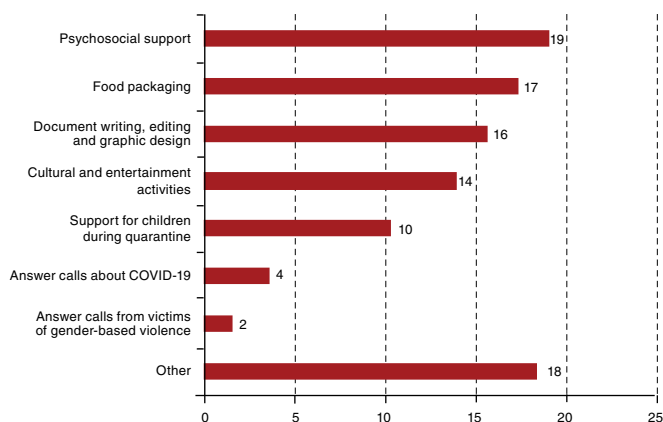
Source: Prepared by the authors, on the basis of United Nations survey on Latin American and Caribbean youth within the context of the COVID-19 pandemic.

B. About one out of five respondents who volunteer do so in the psychosocial support field. Food packaging and document preparation also stand out

- Participation in psychosocial support volunteering is relatively even between different groups and populations of interest. Among the total of volunteers in this field, 43% correspond to young people between the ages of 20 and 24, the age group that indicates participating the most in volunteering in the region.
- In food packaging, the participation of young volunteers living in rural areas (26%) compared to urban areas (16%) stands out.
- Documents writing, editing, and graphic designing reach 16% of the total number of volunteer actions carried out. Most of the volunteers in this field have or are studying tertiary studies (46%).
- An important group of volunteers declares to have worked in areas other than those mentioned (18%). Among those areas are mentioned: donation of protection gear against COVID-19, online educational support, information sharing, and legal support, among others.

■ **Figure 41** ■
Volunteering areas
(In percentages)

Question: What kind of volunteering support do you provide or lead?



Source: Prepared by the authors, on the basis of United Nations survey on Latin American and Caribbean youth within the context of the COVID-19 pandemic.

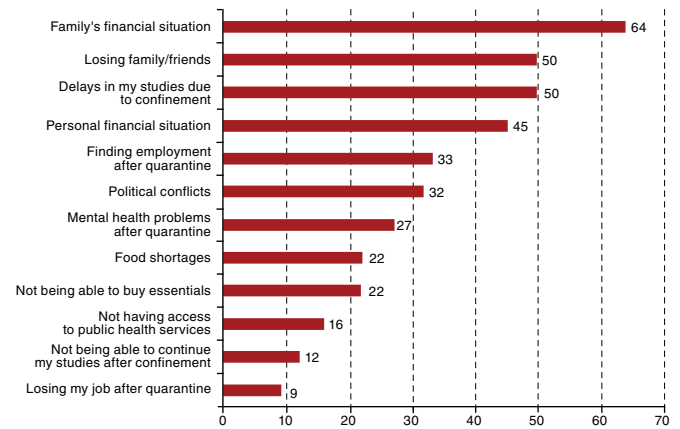
IX. Prospective

A. The most significant concerns are related to the family and personal financial situation, the loss of family members and friends, and job and educational instability

- 97% of young people have some concern about the future. The most mentioned concern is the family financial situation (64%), notoriously transversal between different subgroups and populations of interest. The personal financial situation is also one of the most mentioned concerns, although to a lesser extent than the one related to their family (45%). Among young people who mention this fear, those in the age group between 25 and 29 years (65%) stand out, and among those surveyed who do not study or work in the labour market (64%).
- One in two young people mentions that is worried about losing family and friends. Just like the concern for the family's financial situation, this is a cross-cutting concern among those surveyed.
- About 50% of those surveyed mentioned being concerned about the delay in their studies due to confinement. This concern predominates among young people between the ages of 15 and 19 (71%), and full-time students (66%).

■ **Figure 42** ■
The most significant concerns in the future
(In percentages)

Question: What are your main concerns for the future? Select maximum 5.



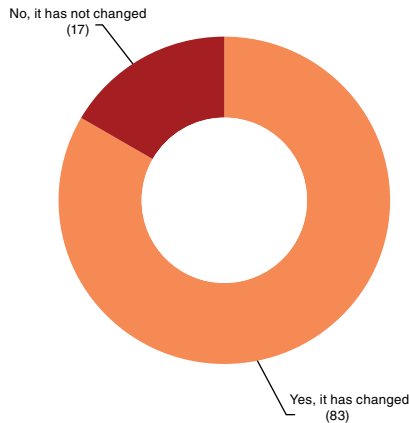
Source: Prepared by the authors, on the basis of United Nations survey on Latin American and Caribbean youth within the context of the COVID-19 pandemic.

B. Most young people have changed their consumption perspective due to the crisis, and one out of two now mentions recognizing which purchases are most important for their well-being

- 83% of young people indicate that their consumption perspective has changed during the crisis. The result is remarkably cross-sectional between subgroups or populations of interest.
- Regarding how the consumption perspective has changed, 52% indicate that they can recognize which purchases are most important for their well-being. This percentage drops to 44% among young people of indigenous groups, which could be explained by its greatest resource constraints even before the pandemic.
- Likewise, 42% of those surveyed mention that they now value more activities that require introspection and concentration.
- 22% of those surveyed have increased the use of online and home delivery shopping, naturally more concentrated among those who live in urban areas (24%) than in rural areas (10%), and among young persons with a disability (25%).

■ **Figure 43** ■
Changes in consumption perspective
(In percentages)

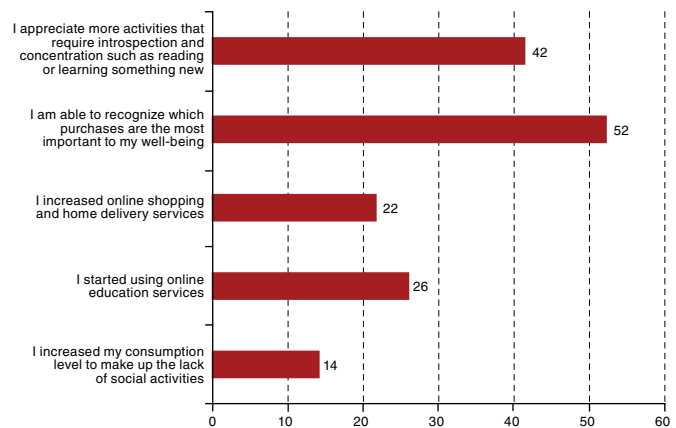
Question: Do you consider that the crisis changed your consumption perspective?



Source: Prepared by the authors, on the basis of United Nations survey on Latin American and Caribbean youth within the context of the COVID-19 pandemic.

■ **Figure 44** ■
Changes in forms of consumption
(In percentages)

Question: If yes (previous question), what has changed?



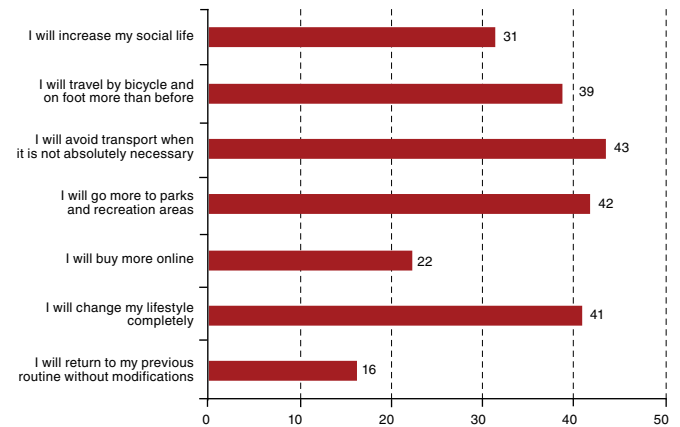
Source: Prepared by the authors, on the basis of United Nations survey on Latin American and Caribbean youth within the context of the COVID-19 pandemic.

C. After the pandemic, only 16% of young people mention that they will return to their previous routine without modifications. 43% will avoid unnecessary transportation

- Among the actions that young people will take after the pandemic are avoiding transport when it is not necessary (43%), going out more to parks and recreational areas (42%), and traveling by bicycle and on foot more than before (39%). Likewise, 32% of young people mention that their social life level will increase, and 41% will change their lifestyle completely.
- Regarding changes in consumption, 22% of those surveyed indicate that online purchases will increase.
- 16% of young people indicate that they will return to their previous routine without modifications. The differences per age are important: between the ages of 15 and 19, 24% indicate that they would return to the previous routine, which drops to 14% between the ages of 20 and 24 and 10% between 25 and 29.
- It stands out that only 9% of young people who neither study nor are employed in the labour market indicate that they will return to their routine before the pandemic.

■ **Figure 45** ■
Actions after the pandemic
(In percentages)

Question: After the pandemic, you ... select all that you consider.



Source: Prepared by the authors, on the basis of United Nations survey on Latin American and Caribbean youth within the context of the COVID-19 pandemic.

X. Conclusions and main findings


- The survey results show a series of challenges for young people in the face of the pandemic caused by COVID-19 and positive aspects while participating in actions and volunteering to face it. Likewise, changes are perceived in situations within their home and in the use of time and their concerns and future projections.
- Young people consider themselves informed about COVID-19 and its care, with television and social networks being the main information channels. The reception of aid on behalf of the government or another organization is low, and only 21% have received support from a program against COVID-19. The majority of access to health protection gear has been acquired through their own resources, and 10% have not had access. The assessment of the government's measures in the face of the pandemic is mixed, with two-thirds of those surveyed indicating that the responses have been fair, bad, or very bad.
- The survey results expose a significant challenge in terms of food and nutrition security. One out of three young people perceives a food shortage in their community. The shortage perception is notably high among indigenous groups, persons with disabilities, and migrants. Similarly, 16% of those surveyed do not have enough resources to buy food. This is especially worrisome considering the limited help from the government and other organizations in this matter; indeed, only one out of five has received some form of food support.
- Regarding gender-based violence, the main problems are the perception of a general increase in violence, the limited means to request help, and the low evaluation of the measures that the State has implemented in this area. Specifically, about six out of ten respondents believe that gender-based violence has increased during the pandemic. This perception is very high among women, people with gender identities other than men and women, and LGBTQ people. Likewise, the results show that young people are unprotected in these cases: only a quarter of young people indicate that girls and women have the means to ask for help. Government measures in this area show a low appreciation, with three out of four respondents indicating that the responses have been fair or bad.
- Regarding health conditions, the results indicate a worsening in mental health, access problems to services and treatments, and significant demand for access to health services in multiple areas. Indeed, young people's mental health has been marked by increased stress and anxiety that affect at least half of those surveyed. Furthermore, during the pandemic, there have been accessing problems to health services, highlighting access limitations due to fear of discrimination and the lack of access to associated treatments and medications (as in the case of antiretrovirals and contraceptives). Equally, the results show a vast demand for health services, especially psychological support, information on care against COVID-19, and nutritional support.
- Likewise, the pandemic has had a relevant impact on education and employment for young people, which intersects with connectivity limitations. First, the pandemic has meant a decrease in the employment of young people, either due to loss of employment, suspension, or reduction of their working hours. Regarding studies, about 10% of those surveyed have seen their classes canceled due to the pandemic. Those who have continued their studies online have limitations in their connection and access to the Internet and indicate a high demand from the online class modality. Limited access to personal computers and a stable Internet connection is a common challenge, which is especially problematic in rural areas. Both personal and family financial situation and delays in studies (school and higher) are among the main concerns of young people in the future.
- The pandemic and confinement have also had a notorious effect on specific aspects of household operations and time use. First, during the pandemic, the time spent on housework has increased for about half of young people. The quarantine has also meant changes in care work. Specifically, 13% of those surveyed mention having had to start caring for dependent persons at home. However, compared to the period before COVID-19, respondents on average indicate that they have increased free time.
- Participation in actions against the pandemic has been relevant among young people. More than a third indicates having been involved in volunteering (online and in-person),

donation campaigns, and actions by civil society organizations. The volunteering that young people carry out is usually focused on psychosocial support, food packaging, document preparation, and cultural and entertainment activities, among others. Most of the volunteers are students, and people with a tertiary educational level, young persons with disabilities, and migrants.

- Prospectively, the majority of young people have changed their consumption perspective and their daily activities. Notably, more than half of those surveyed indicate that they can now recognize which purchases are most important to their well-being, and four out of ten value more activities that require introspection or concentration. Also, almost all young people mention having concerns about the future after the pandemic. Among the most significant concerns are financial insecurities, fear of losing loved ones, and job and school instability. About a third also mention being concerned about political and mental health conflicts.
- In summary, in light of the results, the main challenges for young people in the region focus on food security, gender-based violence, access to health and mental health, education, employment, financial situation, and care. In

all these settings, there are relevant differences between subgroups and specific populations that require attention. The results can help to elucidate the possible common challenges as well as those areas of specific intervention that favor more significant progress in the advancement of the full exercise of rights of youth groups who are historically the most neglected, particularly young women, indigenous youth, Afrodescendants, and migrants, as well as young persons with disabilities and those who belong to the LGBTQ community. Only with affirmative actions well oriented to these groups will it be possible to truly comply with the principle of “leaving no one behind”, a central pillar of the commitments associated with the Sustainable Development Goals (SDGs).

- Regarding the implementation of the 2030 Agenda and the United Nations strategy for Youth “Youth 2030”, the results of this survey are helpful to know how young people are living the COVID-19 pandemic and their current and future concerns. This information allows us to understand better the situation, realities, and needs of young people in the region and their economic and social setbacks due to the pandemic and the measures to contain it.

The background of the page is a vibrant, stylized illustration of a diverse group of young people. Each person is depicted from the chest up, wearing a white face mask. The individuals have various skin tones, including light, medium, and dark brown. Their hair is styled in different ways, such as long straight hair, short curly hair, and a bun. They are wearing colorful clothing in shades of blue, green, purple, orange, and red. The overall style is flat and modern, with a focus on representing a multicultural and inclusive community.

In the context of the coronavirus disease (COVID-19) pandemic, the entities of the United Nations system in Latin America and the Caribbean that are members of the Working Group on Youth of the Regional Collaborative Platform for Latin America and the Caribbean launched an online survey. The aim was to learn about how young people are being affected by the COVID-19 pandemic and their concerns regarding the present and the future.

The survey was conducted between May and June 2020 among young people aged 15–29, with more than 7,700 respondents from 39 countries and territories in the region. The main findings of the survey are presented in this report.

